



District Report Card: 2017


State: Tripura	District: West Tripura
Class: 3	Subject: Mathematics
Schools: 60	Students: 1191


Participation/Coverage


Students

<div>GENDER</div> <div></div>	Boys		Girls	
	Number	%	Number	%
	574	48.19	617	51.81

<div>AREA</div> <div></div>	Rural		Urban	
	Number	%	Number	%
	505	42.40	686	57.60

<div>CATEGORY</div> <div></div>	SC		ST		OBC		GEN	
	Number	%	Number	%	Number	%	Number	%
	431	36.19	138	11.59	302	25.36	320	26.87

<div>CWSN</div> <div></div>	LD	VI	HI	S&LD	ID	Oth
	1	1	0	0	3	0

<div>Management</div> <div></div>	Government		Government-aided	
	Number	%	Number	%
	1094	91.86	97	8.14

Average Performance of Students in Mathematics (%)

Overall	Gender		Area		Management		Social Group			
	Male	Female	Rural	Urban	Govt.	Aided	SC	ST	OBC	GEN
60.19	59.44	60.89	59.62	60.61	58.81	75.81	58.67	60.72	58.54	63.56

Performance on Learning Outcomes (LOs)

Learning Outcomes	Description	Average Performance(%)
M301	Reads and writes numbers up to 999 using place value	58.02
M302	Compares numbers up to 999 based on their place values	66.75
M303	Solves simple daily life problems using addition and subtraction of three digit numbers with and without regrouping	53.13
M304	Constructs and uses the multiplication facts (up till 10) in daily life situations	58.61
M305	Analyses and applies an appropriate number operation in the situation/ context	58.35
M306	Explains the meaning of division facts by equal grouping/sharing and finds it by repeated subtraction	55.75
M309	Identifies and makes 2D-shapes by paper folding, paper cutting on the dot grid, using straight lines etc.	79.34
M311	Fills a given region leaving no gaps using a tile of a given shape	33.28
M312	Estimates and measures length and distance using standard units like centimeters or meters & identifies relationships	44.13
M317	Reads the time correctly to the hour using a clock/watch	72.21
M318	Extends patterns in simple shapes and numbers	50.23
M319	Records data using tally marks, represents pictorially and draws conclusions	83.38

Range of Performance of Students who Answered Correctly							
Below 30%		30% - 50%		50% - 75%		Above 75%	
Number	%	Number	%	Number	%	Number	%
143	12.01	276	23.17	416	34.93	356	29.89

Lowest Performing Learning Outcomes (LOs)

- 1 - Fills a given region leaving no gaps using a tile of a given shape (33.28)
- 2 - Estimates and measures length and distance using standard units like centimeters or meters & identifies relationships (44.13)
- 3 - Extends patterns in simple shapes and numbers (50.23)
- 4 - Solves simple daily life problems using addition and subtraction of three digit numbers with and without regrouping (53.13)
- 5 - Explains the meaning of division facts by equal grouping/sharing and finds it by repeated subtraction (55.75)